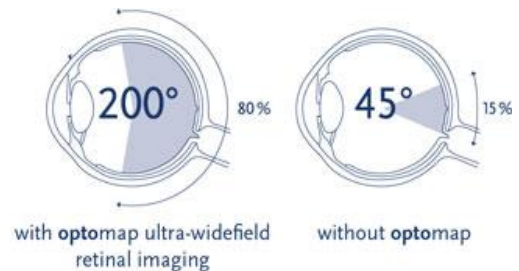
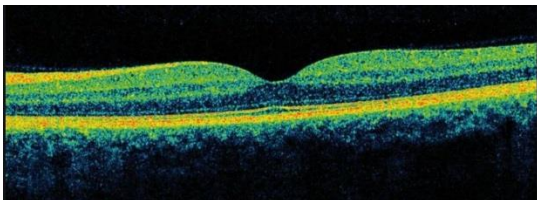
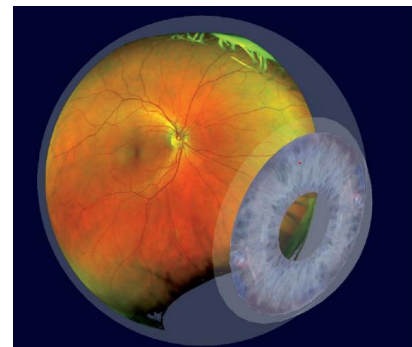


The Optomap[®] Retinal Exam
(ultra-wide field image of the retina)
and the Cirrus OCT Screening Exam
(cross section of the retina)

helps Dr. Landsaw evaluate the overall health of your eye
and can monitor retinal complications or
identify problems unrelated to the eye including:

- macular degeneration
- glaucoma
(OCT detects 6 years in advance)
- retinal holes or detachments
- diabetes
- hypertension
- cancer/tumors
- auto-immune disorders
- OCT: enhanced view of the macula
and optic nerve



**There is a \$79.00 co-pay for these 2 screening tests today as most insurances
DO NOT cover this procedure.**

**The doctors HIGHLY recommend that you have these done at least once a year and will be
done today with your eye health exam.**

____ I understand that the **Optomap** retinal imaging and **OCT** screening exam will be performed
today and I do not have any questions.

Signature: _____ Date: _____